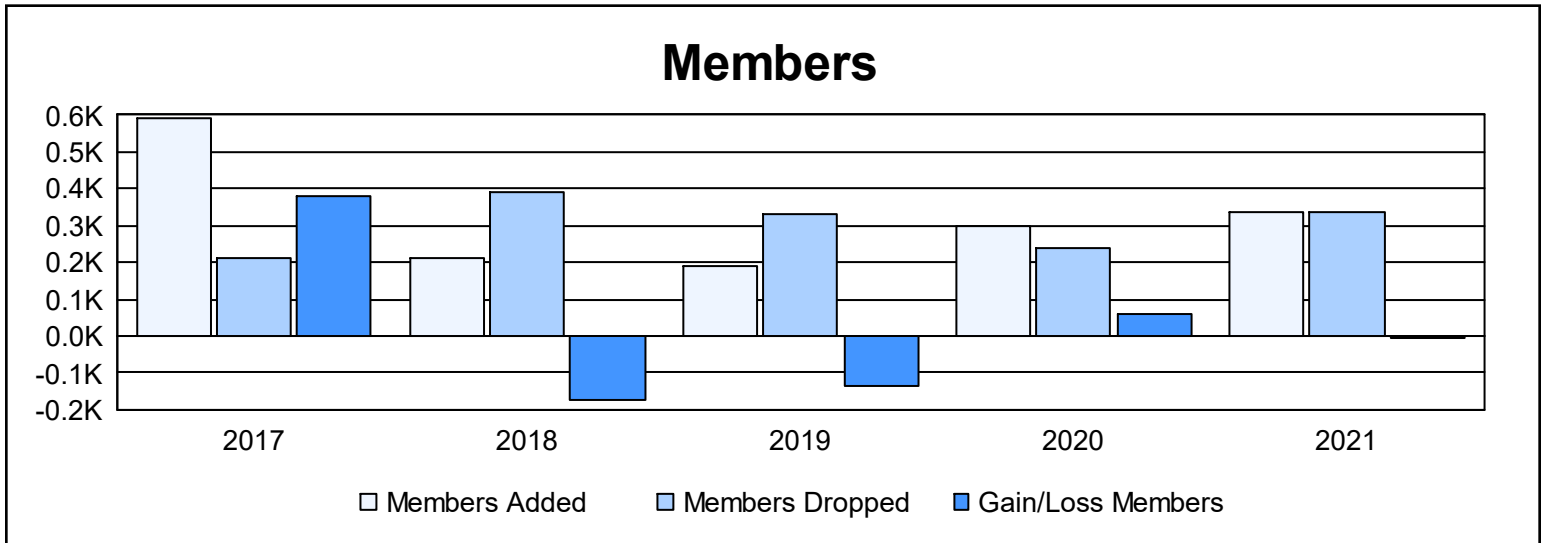
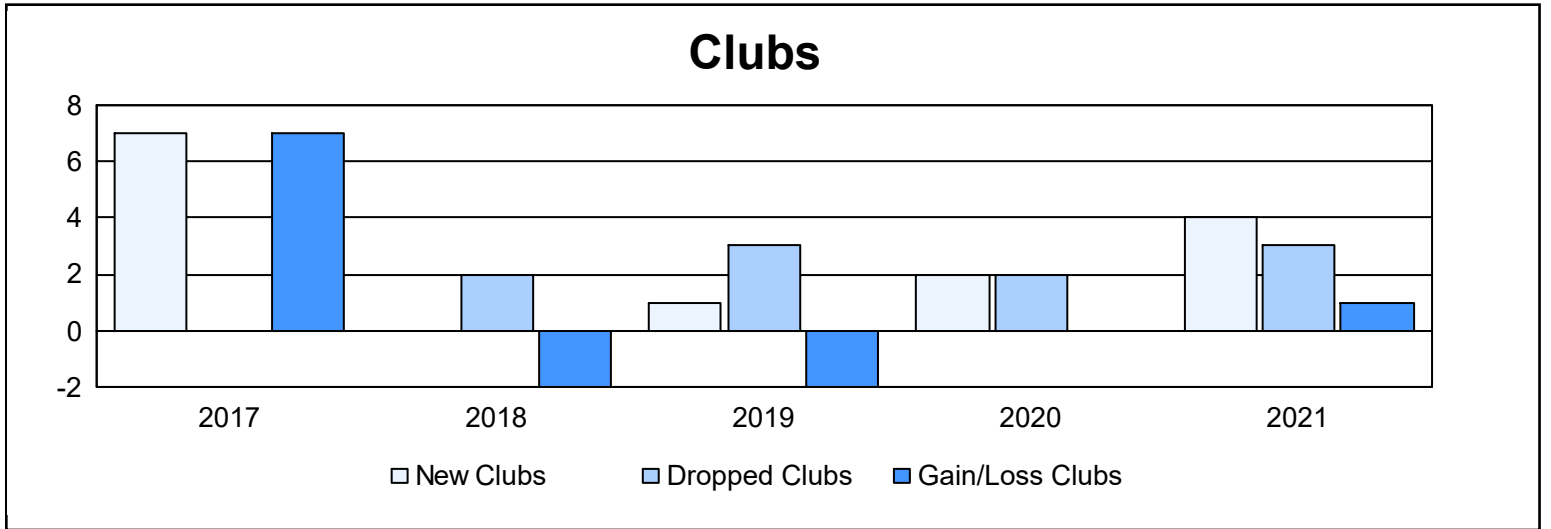
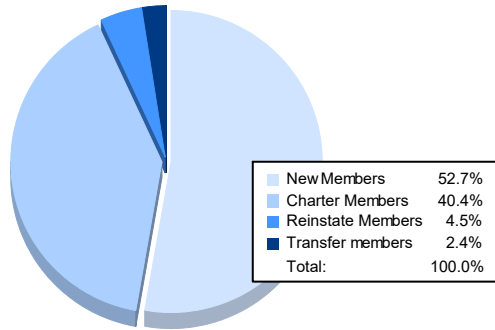


Year	New Clubs	Dropped Clubs	Gain/ Loss Clubs	New Members	Charter Members	Reinstate Members	Transfer Members	Total Member Added	Total Members Dropped	Gain/ Loss Members
2016-2017	7	0	7	224	360	3	6	593	214	379
2017-2018	0	2	-2	194	10	5	4	213	389	-176
2018-2019	1	3	-2	147	37	6	2	192	329	-137
2019-2020	2	2	0	220	58	1	17	296	239	57
2020-2021	4	3	1	176	135	15	8	334	337	-3
<b>Average</b>	<b>3</b>	<b>2</b>	<b>1</b>	<b>192</b>	<b>120</b>	<b>6</b>	<b>7</b>	<b>326</b>	<b>302</b>	<b>24</b>



### Membership Composition June 2021 Cumulative



### Gender Composition June 2021 Cumulative

